



Kathryn Linde - Relationship Manager

Diversified equity portfolios

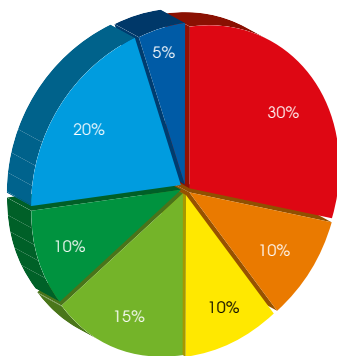
The Best Ideas and Dividend Growth portfolios are diversified global equity portfolios, which we believe to be well positioned to outperform the wider equity market over the longer term. The portfolios have biases towards developed-market, large-capitalisation stocks.

BEST IDEAS PORTFOLIO

Performance

Return (%)	
YTD	2.4
1 Month	1.1
3 Months	-2.1
1 Year	9.7
Annualised Return (%)	
3 Years	13.1
5 Years	13.6
Since Inception	12.3

Sector Allocation



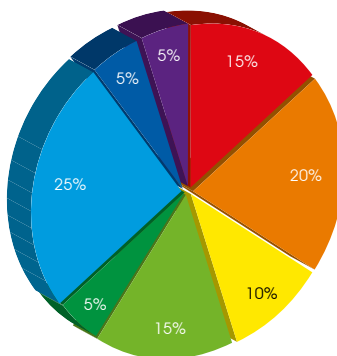
- Consumer Discretionary
- Consumer Staples
- Energy
- Financials
- Healthcare
- Industrials
- Information Technology

DIVIDEND GROWTH PORTFOLIO

Performance

Return (%)	
YTD	2.2
1 Month	0.7
3 Months	-1.4
1 Year	11.3
Annualised Return (%)	
3 Years	15.6
Since Inception	15.9

Sector Allocation



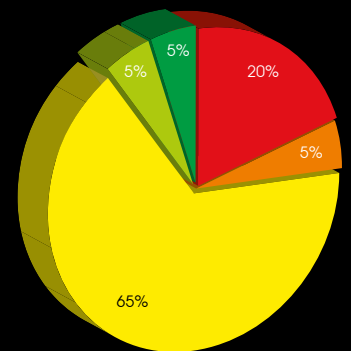
- Consumer Discretionary
- Consumer Staples
- Energy
- Financials
- Healthcare
- Industrials
- Information Technology
- Telecommunication

MULTI-ASSET PORTFOLIO 20/80

Performance

Return (%)	
YTD	4.9
1 Month	2.2
3 Months	1.2
1 Year	2.3
Annualised Return (%)	
3 Years	7.1
Since Inception	7.6

Strategic Asset Allocation



- Equity
- Fixed Income: HY
- Fixed Income: IG
- Commodities
- Alternatives



Value orientated investment philosophy

The Credo Multi-Asset Portfolios invest in regulated funds and ETFs on a global basis, with a focus on diversification across a broad range of asset classes using liquid securities. Funds are selected using Credo's in-house selection process and offered as four solutions targeting various levels of equity exposure. Portfolios are available in both GBP and USD.

MULTI-ASSET PORTFOLIO 45/55

Performance

Return (%)	
YTD	6.4
1 Month	2.0
3 Months	1.5
1 Year	8.3
Annualised Return (%)	
3 Years	9.3
Since Inception	9.6

MULTI-ASSET PORTFOLIO 60/40

Performance

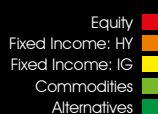
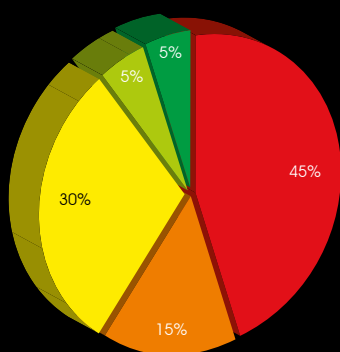
Return (%)	
YTD	7.2
1 Month	1.9
3 Months	1.6
1 Year	11.3
Annualised Return (%)	
3 Years	10.1
Since Inception	10.4

MULTI-ASSET PORTFOLIO 70/30

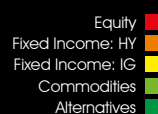
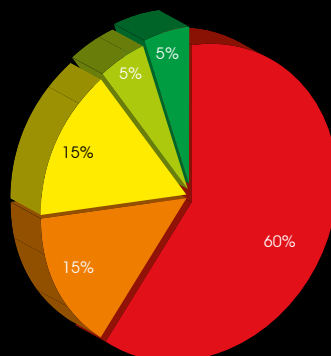
Performance

Return (%)	
YTD	7.5
1 Month	1.8
3 Months	1.7
1 Year	13.3
Annualised Return (%)	
3 Years	11.1
Since Inception	11.3

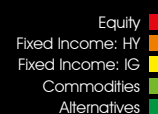
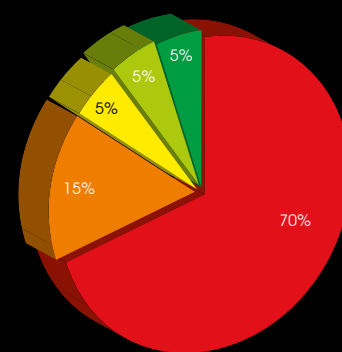
Strategic Asset Allocation



Strategic Asset Allocation



Strategic Asset Allocation



Performance figures are based on a notional portfolio, denominated in pound sterling, designed to track the holdings of the Credo Best Ideas, Dividend Growth and Multi-Asset portfolios. Portfolios incorporate all additions and removals. Portfolios may not be fully invested at a point in time and therefore can hold a portion of assets in cash. Performance is calculated before any fees (which can vary depending on the level of service) but includes gross dividends, reinvested. Following additions or removals, each holding is rebalanced to the model weighting. Source: Bloomberg pricing as of 31/08/2017 close. All portfolio performance is calculated using Bloomberg PORT, rounded to 1 decimal place. Inception dates: Best Ideas Portfolio 14/11/2011, Dividend Growth Portfolio 28/12/2012 and Multi-Asset Portfolios 02/07/2014.